








schoolcafé

QUICK CARD



TO START:

1. Visit www.schoolcafe.com
2. Under “Need to Create an Account or Contact Us?”
3. Select your state: PA
4. Enter then name of your school district: Crestwood School District. From there follow the instructions below.

REGISTRATION

1. Select 
2. Select *I'm a Parent* and select 
3. Enter your name and contact information, and then select 
4. Create a username and password you will easily remember, and confirm the password
5. Set up a security question and answer (in case you do forget your login credentials) and select 
6. Read and accept the Terms & Conditions, and then select 

ADD STUDENT(S)

1. At the top of your Dashboard, select 
2. Enter your student's information as requested
3. Select 
4. Verify the student found is accurate and select 